

Salontafel Mick - lichtbruin eiken - 40x138x102 cm

Salontafel Mick - lichtbruin eiken

Table de salon Mick - couleur chêne marron clair



artikelnummer: | numéro d'article: 10507400



EAN: 8714901318110


publicatiedatum: | date de publication: 20-2-2019

versie: | version: 1

Leen Bakker Nederland BV

Postbus 43, 4940 AA Raamsdonksveer, Nederland

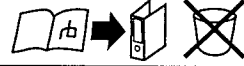
Tel. +31 (0)162 58 31 00



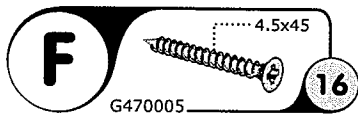
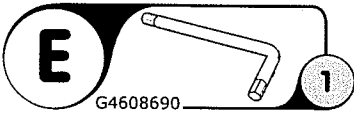
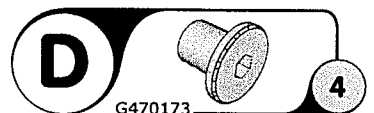
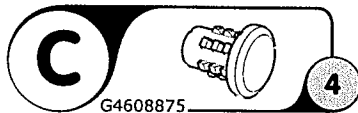
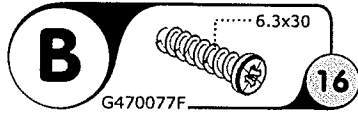
G4910720

MICK HT2L-T13L-T14L-T17L-T19L

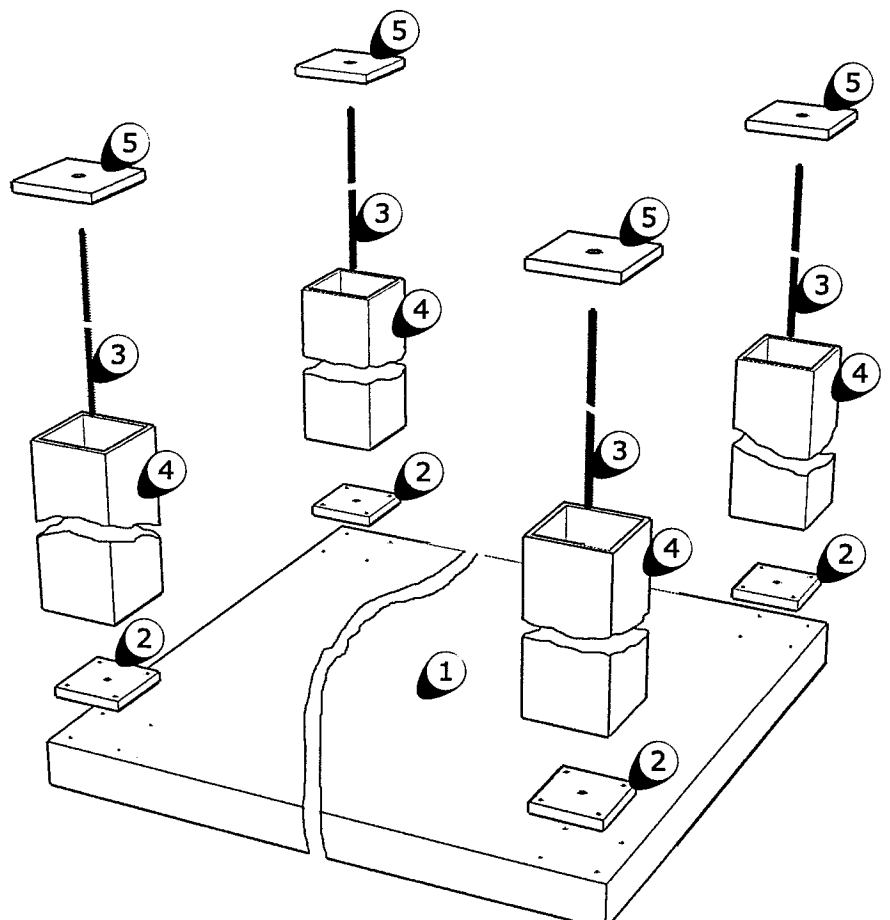

table - tafel - table - tisch



Young budget furniture



Art.nr. / Nr. d'art. 10507405 (HT2L)
10507400 (T13L)
10407400 (T14L)
10407405 (T17L)
10407410 (T19L)



09-2014

2347450/09

BEHANDELD 24 SEP 2015

NL**ONDERHOUDSTIPS**

Oppervlakte kunststofdecor houtstructuur. Onderhoud: met lichte vochtige doek reinigen en hierna direct droog wrijven. De meubels zijn niet voor vochtige ruimten (bad, keuken etc.) bestemd. Vocht op het bovenblad direct opnemen. Montagetekening opbergen.

Het meubel moet door een vakkundig persoon, zoals in de handleiding staat beschreven worden gemonteerd. Door verkeerde montage kunnen gevaren ontstaan.

D**HINWEISE FÜR DIE PFLEGE**

Oberflächen Kunststoff-Dekor Holznachbildung. Pflegehinweis: Mit leicht feuchtem Tuch reinigen, sofort trocken nachwischen. Möbel nicht für Feuchträume geeignet (Bad, Küche etc.). Nässe auf Oberfläche unverzüglich wegwischen. Aufbauanleitung aufbewahren.

Das Möbel muss durch eine fachkundige Person entsprechend der Aufbauanleitung montiert werden. Bei fehlerhafter Montage kann es zu Gefahren kommen.

EN**ADVISE ON MAINTENANCE**

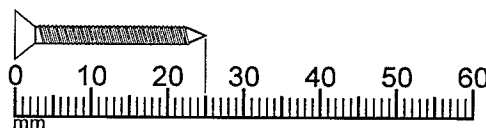


All surfaces in laminated wood colour finishes. Maintenance: clean with slightly moistened cloth, wipe dry immediately. Not suited for damp locations (kitchen, bathroom etc.). Wipe off wetness at once. Retain manual instruction.

The unit must be put together by a specialist according to the assembly instructions. Hazards may arise in case of incorrect assembly.

F**CONSEILS D' ENTRETIEN**

Panneaux de particules revêtus d'un film polymère. Entretien: utiliser un chiffon légèrement humide et repasser de suite avec un autre sec. Meuble inadapté aux pièces humides (bain, cuisine etc.). Toute trace de liquide est à essuyer immédiatement. Notice de montage à conserver.


Le meuble doit être monté par une personne spécialisée en la matière, conformément à l'instruction de montage. En cas d'erreur de montage, des dangers peuvent se manifester.



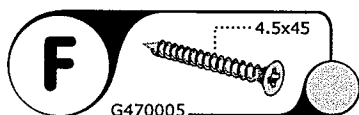
Bij gemarkeerde punten ga naar stap 1a
 Panneau avec marquage pointé, voir 1a
 With small marked drilling, follow step 1a
 Mit kleinen markierten Bohrungen, folgen Sie Schritt 1a




Bij doorgeboorde gaten ga naar stap 1b
 Panneau avec trous percés, voir 1b
 With large drilling, follow step 1b
 Mit großen Bohrungen, folgen Sie Schritt 1b



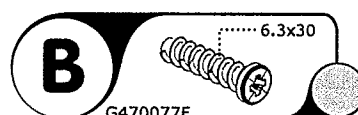
→ **1a**



G470005

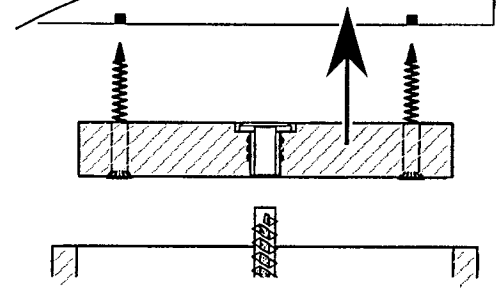
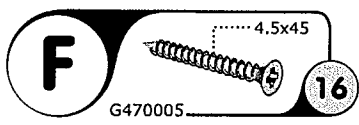
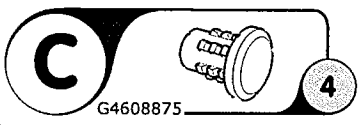
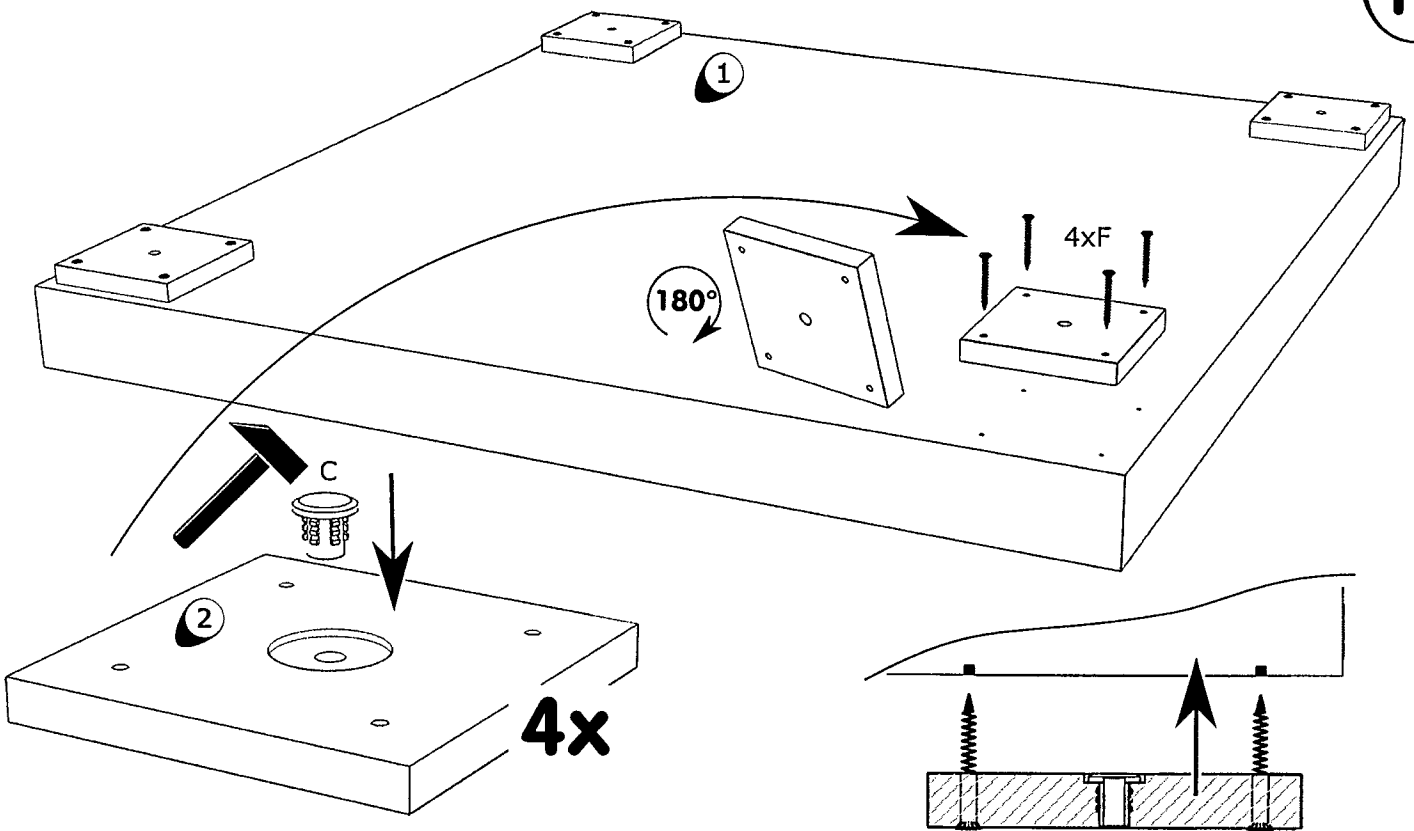


→ **1b**

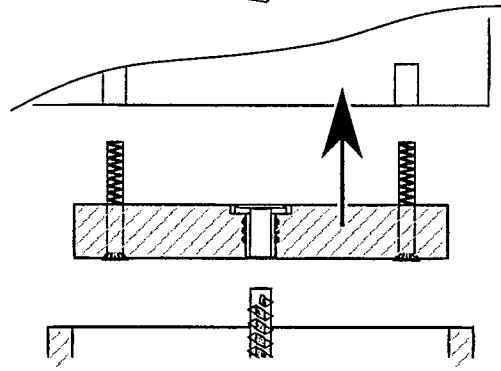
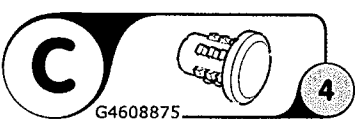
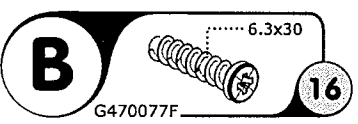
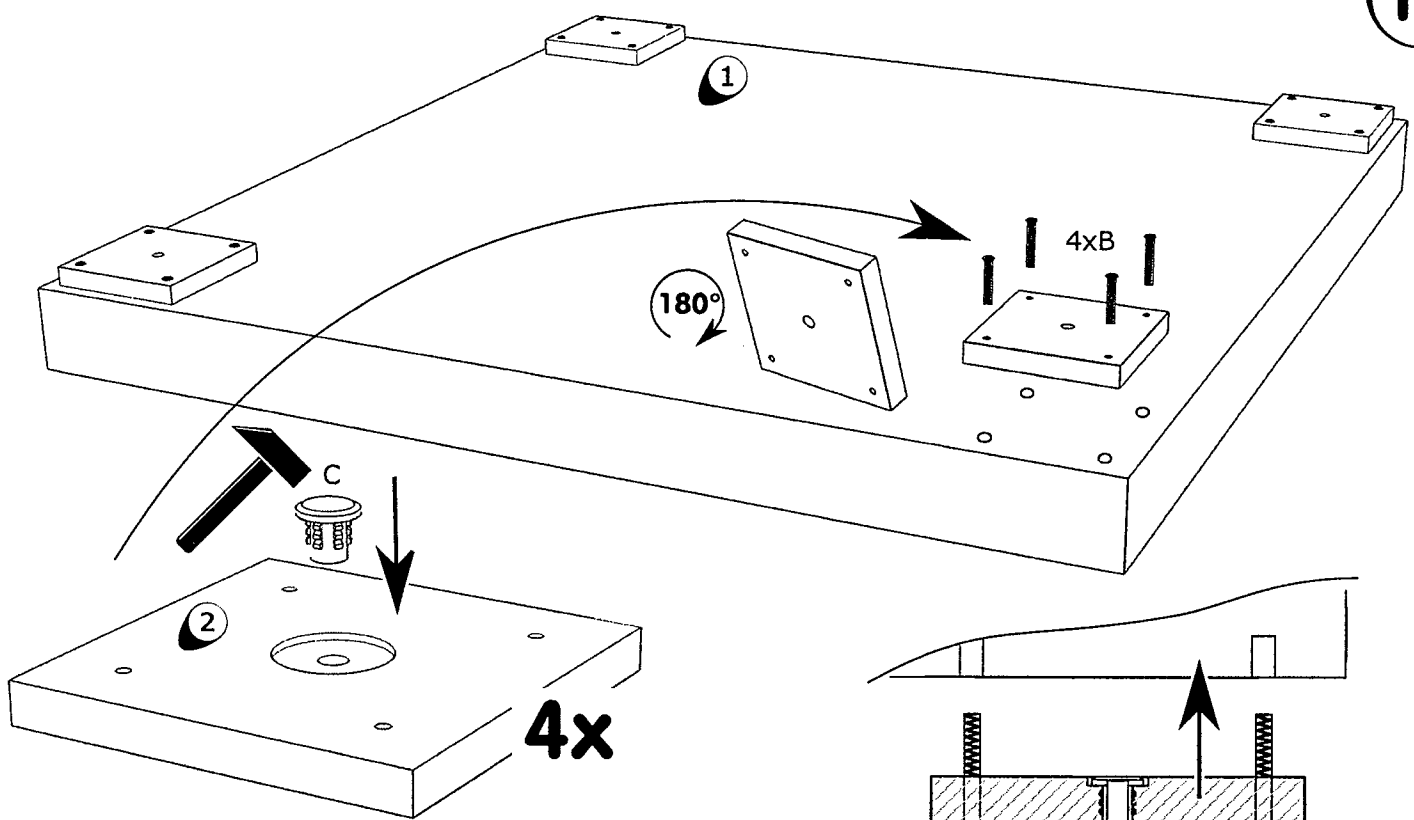


G470077F

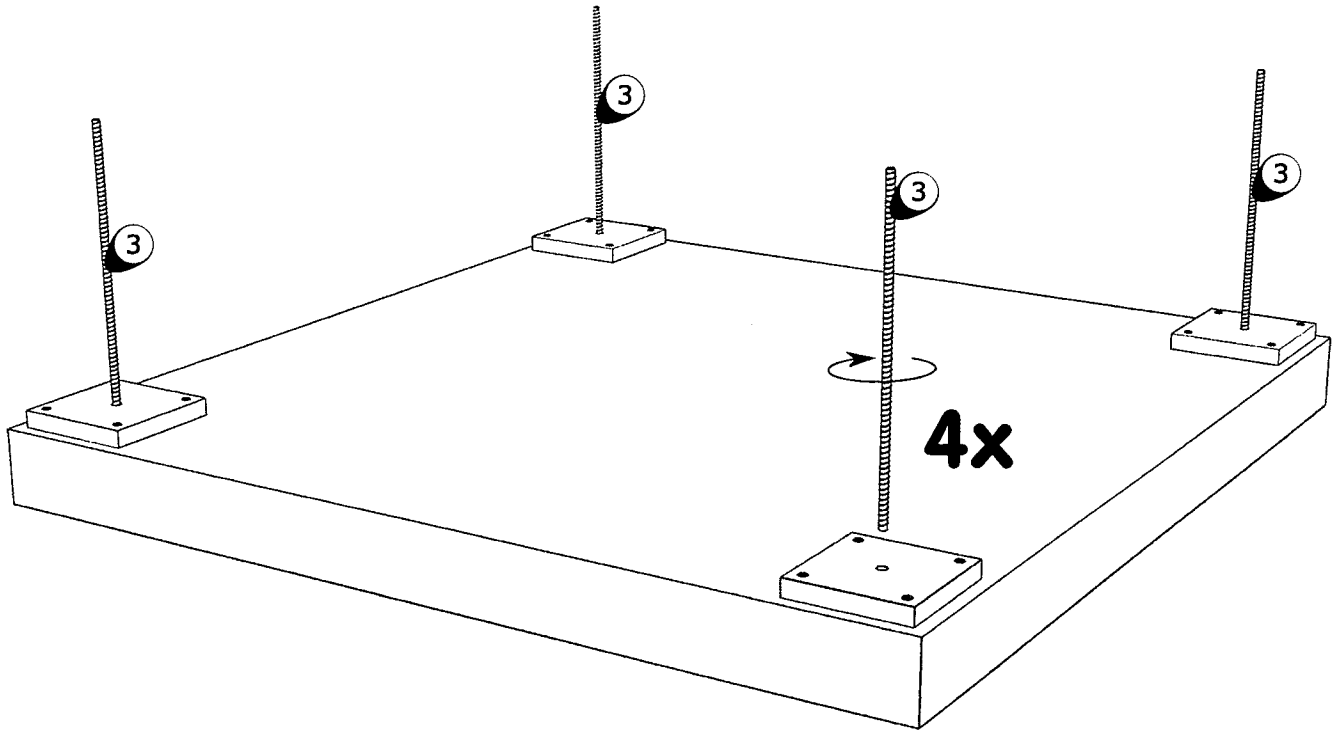
1a



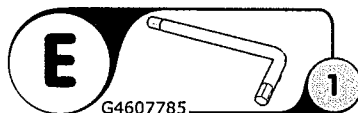
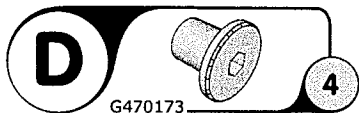
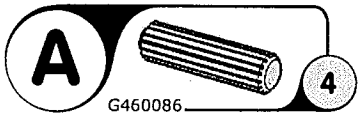
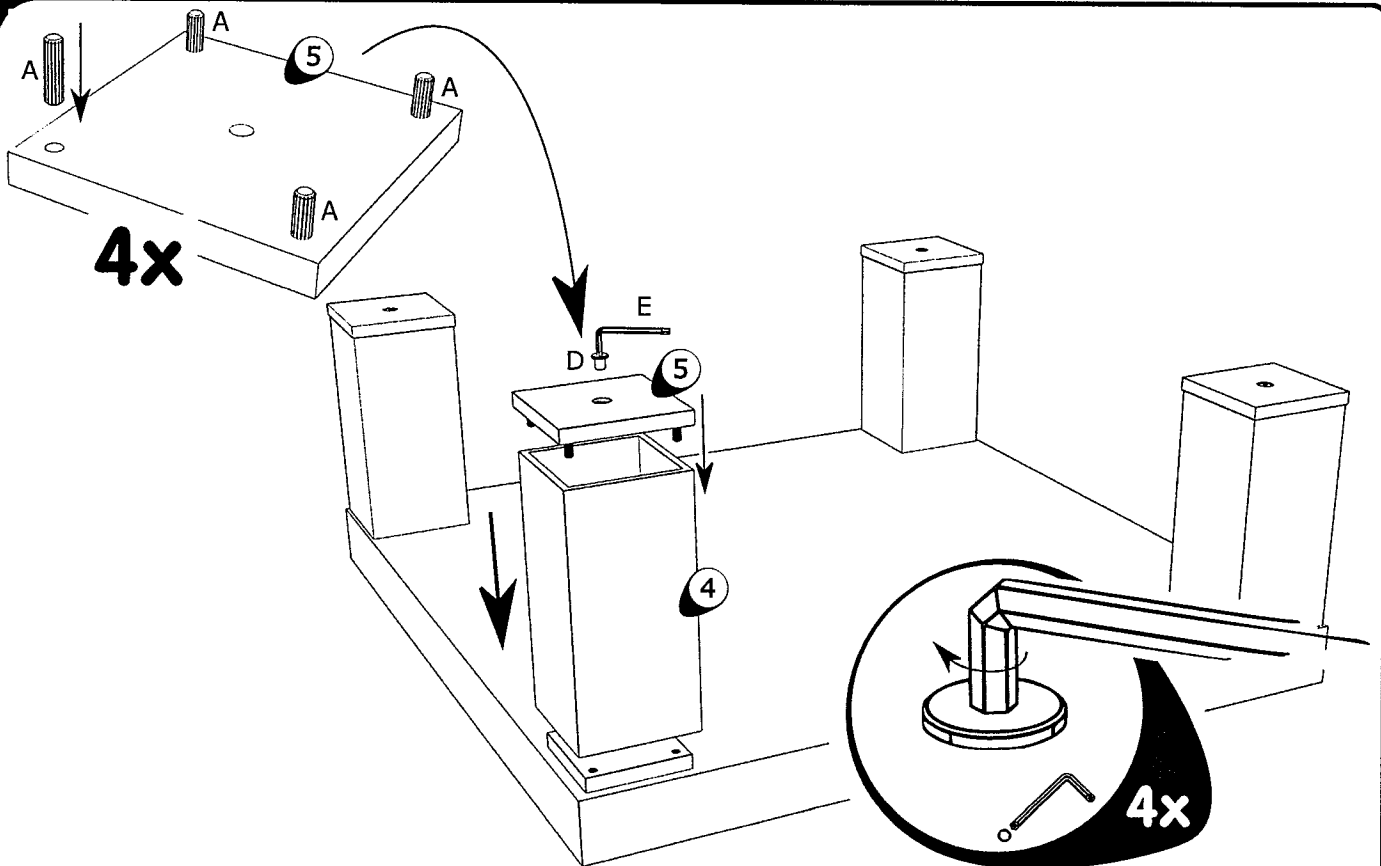
1b



2



3



Art.nr. / Nr. d'art. 10507405 (HT2L)
 10507400 (T13L)
 10407400 (T14L)
 10407405 (T17L)
 10407410 (T19L)

GEGEVENS AANKOPER

INFORMATIONS ACHETEUR - BUYER INFORMATION - KAUFER INFORMATIONEN

WINKEL

MAGASIN - SHOP - GESCHAFT

PLAATS

LIEU - TOWN - ORT

AANKOOPDATUM

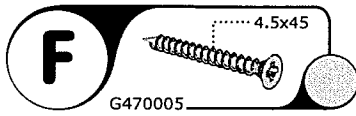
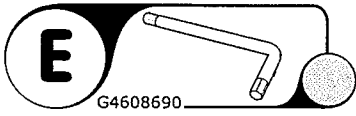
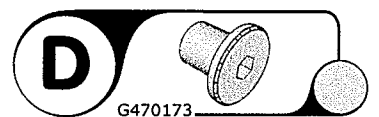
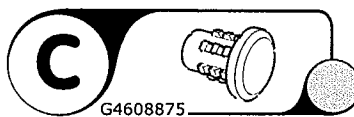
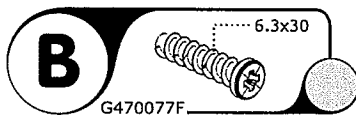
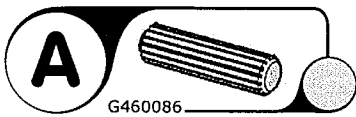
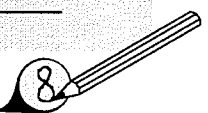
DATE DE L'ACHAT - DATE OF PURCHASE - KAUFDATUM

REFERENTIE

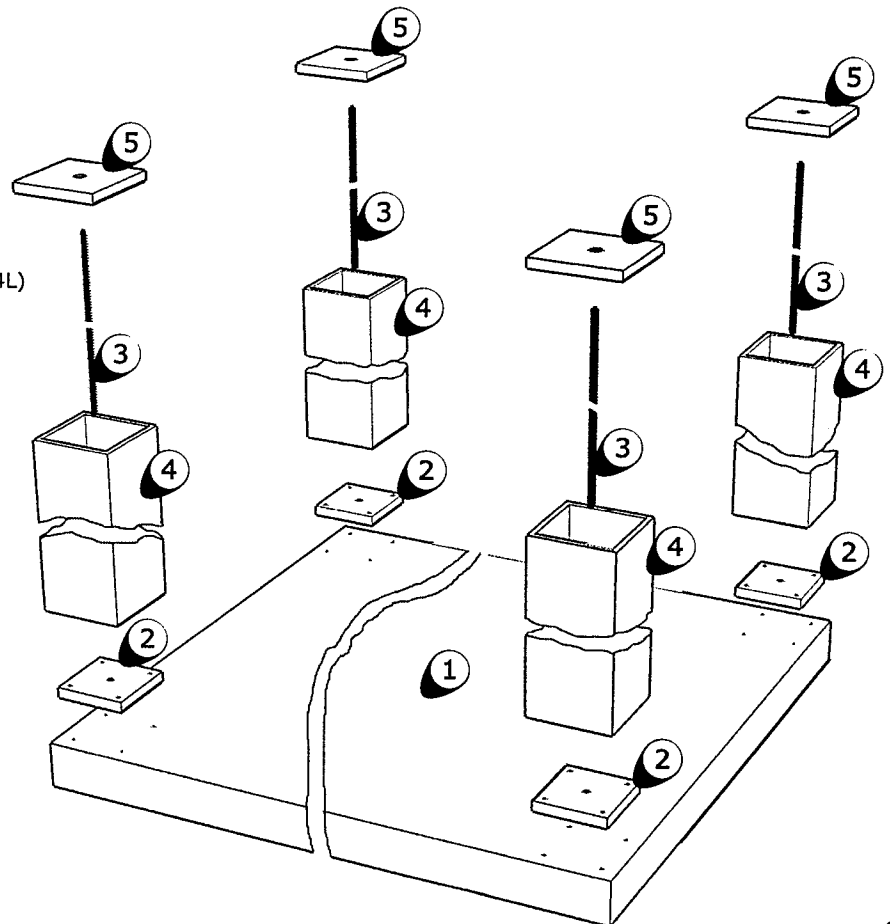
REFERENCE - REFERENCE - REFERENZ

KLEUR

COULEUR - COLOR - FARBE



- 1 T5233001 L 1015 B1015 (HT2L)
- 1 T5233002 L 1375 B1015 (T13L-T14L)
- 1 T5233003 L 1635 B1015 (T17L)
- 1 T5233004 L 1835 B1015 (T19L)
- 2 T5233007
- 3 G470175 L 307 (HT2L-T13L)
- 3 G470176 L 681 (T14L-T17L-T19L)
- 4 G4807586 L 300 (HT2L-T13L)
- 4 G4807585 L 674 (T14L-T17L-T19L)
- 5 T5233006



TOELICHTING EXPLICATIONS - EXPLANATION - ERKLARUNG